


Instructors' guide for managing activities with Zosimos in Moodle






These instructions are for instructors who use Moodle as their LMS and have the LTI registration tool set up at their school. These instructions assume that the technical integration of Zosimos and Moodle has already been completed. If you do not have LTI technical integration of Zosimos and Moodle set up at your school, please contact zosimos-support@chemaxon.com for the required setup process.

Creating an activity

1. Log in as an instructor, go to your course. Click 'Turn editing on' and '+ Add an activity or resource'.
2. From the list choose 'External tool'.
3. Choose an activity name, such as 'Alkynes' and choose Zosimos from the list of preconfigured tools.


General


Activity name 

Preconfigured tool     



4. In the Grade section, set the 'Points' field to a non-zero value (Moodle will scale the result from Zosimos based on this value. For example, a result of 50% in Zosimos would count as 30 points from 60 in Moodle)


Grade

Grade 

Type 

Maximum grade

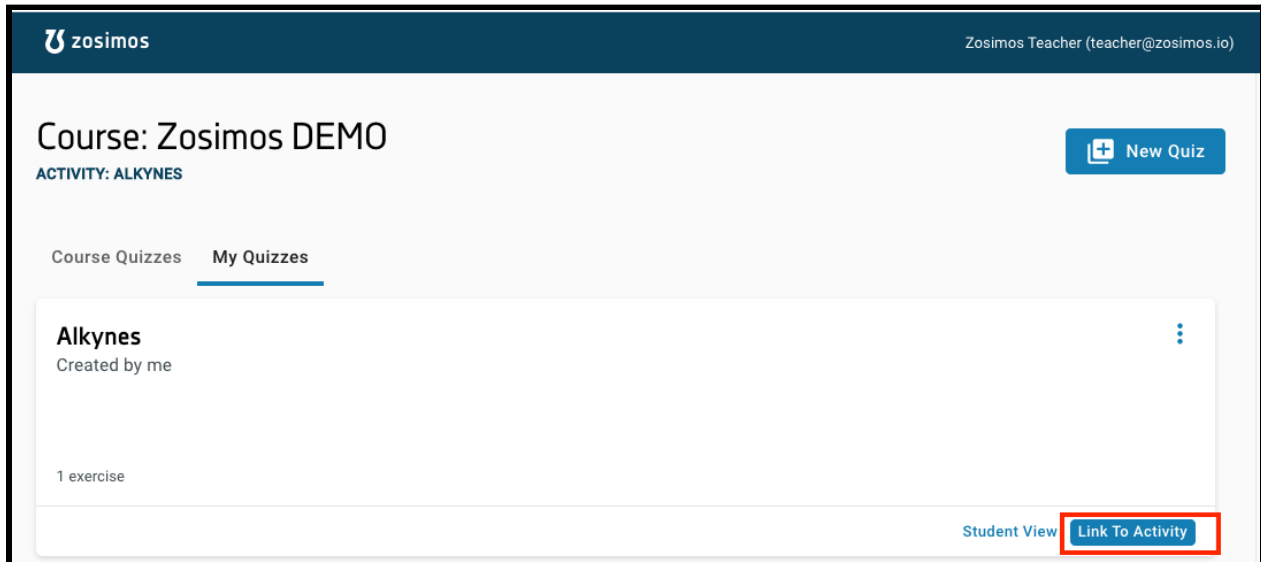
Grade category  

Grade to pass 

5. Click on 'Save and return to course'.

6. Click on the activity you created, Zosimos will open in a new window.

7. Create your quiz by clicking the 'New Quiz' button or choose an existing quiz from 'My quizzes' or 'Course Quizzes'. To link the quiz to your activity, press the 'Link To Activity' button on the quiz card. After linking the quiz, the result page will automatically appear. This is the page where you will be able to check the detailed students' results later on.



The screenshot displays the Zosimos interface for a course named 'Zosimos DEMO'. The user is logged in as 'Zosimos Teacher (teacher@zosimos.io)'. The page shows a list of quizzes under the 'My Quizzes' tab. A quiz card for 'Alkynes' is visible, created by the user, with one exercise listed. At the bottom right of the quiz card, there is a 'Link To Activity' button, which is highlighted with a red box. Other buttons visible include 'New Quiz' and 'Student View'.

8. At this point, the quiz will be available to the students.

Check the detailed result of an activity.

1. Go to the activity you would like to check and click on its name.
2. Select the student and then a specific exercise you are interested in from the appearing list.

The screenshot shows the Zosimos interface for a quiz titled "Quiz results" under the activity "ALKENES". The student "Zosimos Student" has a score of 1/2 (50%) on May 10, 2021, at 11:11:47. The first question asks for the type of carbon-carbon bond in an alkyne, with the correct answer being "triple" and the student's answer being "double". The second question is to draw 3,3-Dimethylbut-1-yne, with a score of 1/1.

Question ID	Question	Answers	Score
1	An alkyne is a hydrocarbon that contains a carbon-carbon bond.	Correct answer: triple Answer: double	0/1
2	Draw 3,3-Dimethylbut-1-yne.		1/1

Support

Have a question? You can contact us by emailing zosimos-support@chemaxon.com.